



Homework Summer Vacation

CLASS – LKG

SURAJ
School
MAHENDERGARH

Admission No. _____ Class & Sec _____ Roll No. _____

Name _____ Father Name _____




Summer, summer, is almost here,
Time for fun, and swimming gear.
Trips to the beach, Are always such
fun, Along with baseball, and games
where we run. Summer, Summer, Is
almost here, I can hardly wait, let's
give a big CHEER!

- Holiday Homework has to be done under the parental guidance.
- It must be done in a very tidy and presentable manner.
- Originality of the work will be appreciated.
- Revise the work done in the month of April and May.
- Watch informative channels like Discovery kids, Animal Planet, YouTube Kids etc. to enhance your knowledge.
- Homework must be labelled properly with name, class and roll number of the child.
- To inculcate a habit, always converse in English with family and friends. Looking forward to see you soon!

HAPPY HOLIDAYS!

A grid of 26 cloud shapes arranged in 6 rows. The first five rows each contain 4 clouds, and the sixth row contains 2 clouds. Each cloud is a simple outline with a scalloped edge, intended for a dot-marker activity.

Circle the correct letters .




F

A

R

P



A

S

G

T




J

K

W

H




M

X

Z

D



B

C

O




E

What comes between ?

A    C

F    H

J    L

N    P

R    T

V    X

W    Y

B    D

E    G

I    K







M    O

Q    S


U    w

X    Z

Write the first letter of picture .




Circle the letter 'M' and colour it




See the letter and circle the picture .



B



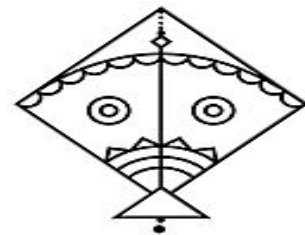

F





H



Z




F




Circle the correct Picture.


F is for




C is for



P is for



B is for



Write counting 1 to 50.

[illegible]



Write counting 51 to 100 .

[illegible]

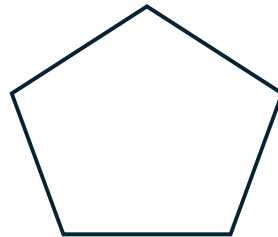
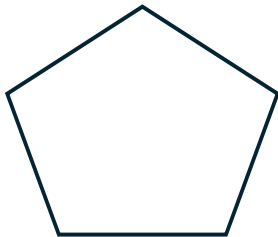
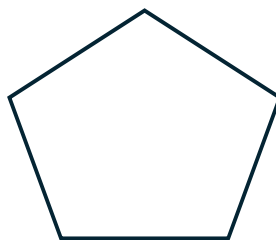




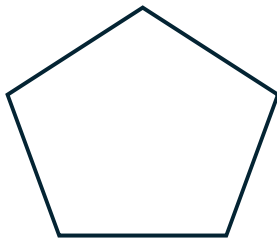



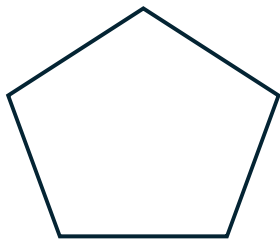
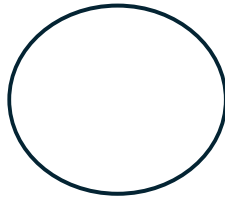
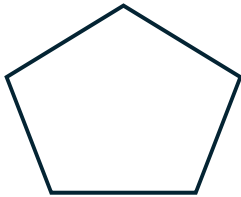

Write counting 101 to 150.

[illegible]

What comes between ?



Count the Shapes and how many ?



Circle the Odd one out.

15

15

51

15

23

32

23

23

42

42

24

42

35

36

35

35

57

57

57

75

66

66

65

66


72

92

72

72

See the shape pattern and draw it.





















3	2	1	2	1
1	2	2	3	1
1	3	1	2	3
2	1	2	3	1

रिक्त स्थान भरो। (स्वर)

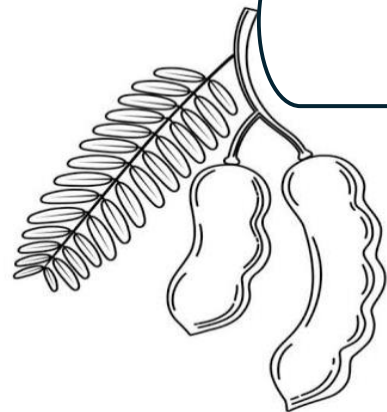



रिक्त स्थान भरो। (व्यंजन)






चित्र का पहला अक्षर लिखो ।



चित्र देखकर अक्षर पर गोला लगाओ ।




क

ग

ख

घ




च

झ

ज

छ



ठ

ड़

ट

ढ़




न

त

द

थ



म


प

भ

फ

अक्षर का चित्र से मिलान करो ।

अ




ऐ



ख



च



ट





वर्णों में से स्वर और व्यंजन अलग
करके लिखिए ।


आ ऊ ल म ई
इ उ य च ड ऐ ह
औ क अं ख

स्वर	व्यंजन

Tick (✓) the Healthy food.



☐

☐

☐

☐

☐



☐

☐


☐

☐

☐

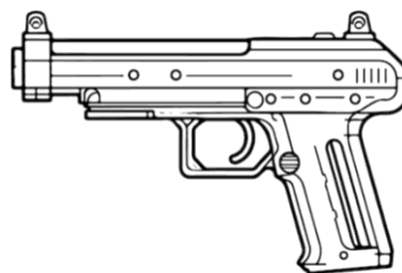
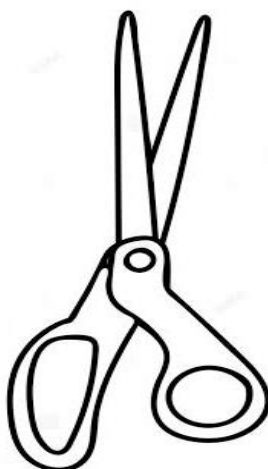
Match the body parts.



See the picture and according to
colour it.




Circle the things that are not safe touch.



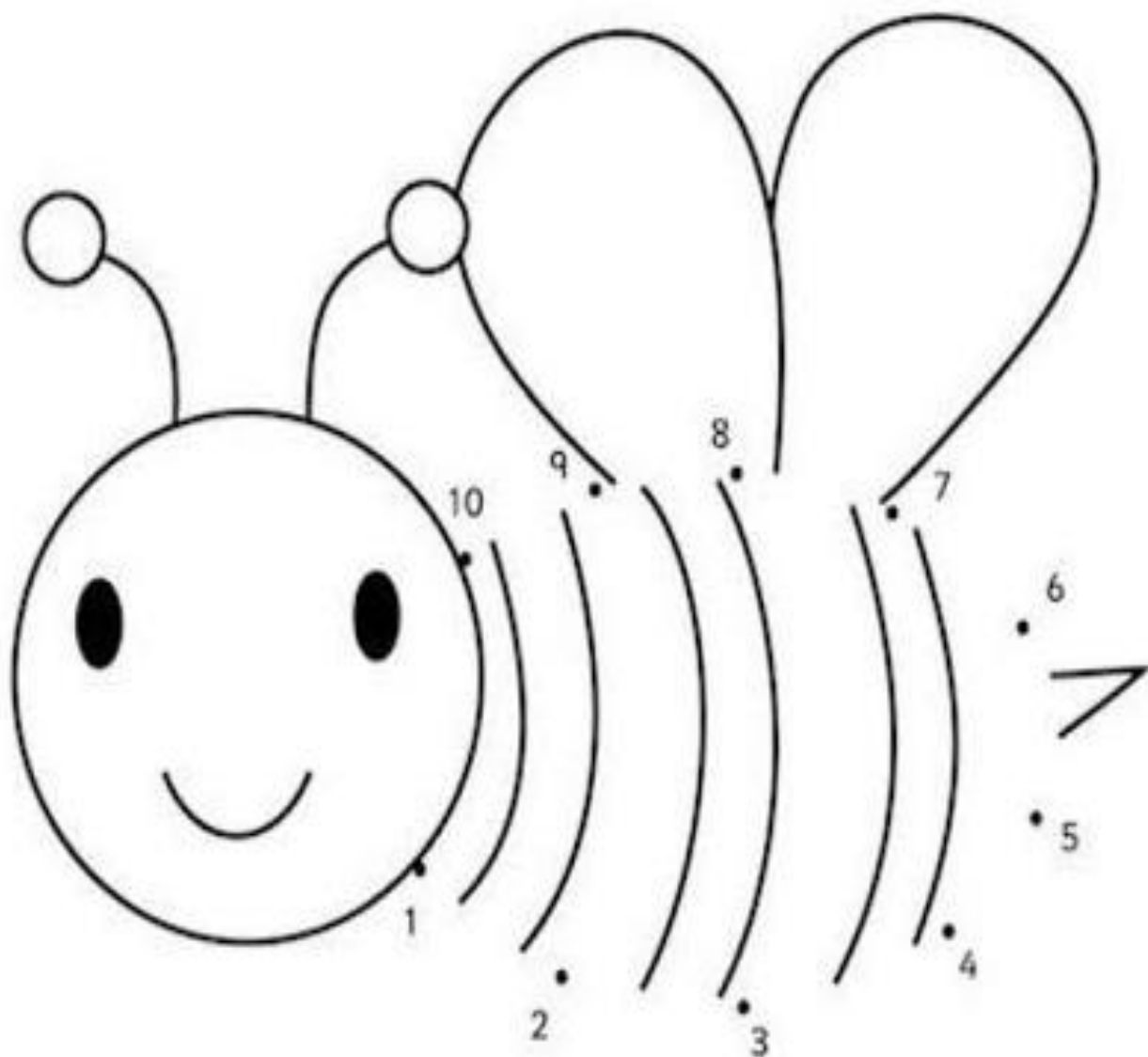
Make a chart of healthy and unhealthy food .

Hand Print

Complete the colouring by applying on hands.



Join the Dots and colour it.



Make a beautiful Family chart.

Book work

शब्द ज्ञान (पेज नं 3 से 33 तक)

Literacy skill Book (page no 7 to 38)

Numeracy skill (page no 6 to 33)

My first book of activity (page no 3 to 10)

General awareness Do page n.7 to 30

Story and Rhymes (book)

Learn page n.3 (story)

Learn page no 34 to 37 (Rhymes)

Note book work

English - Write and learn A to Z in Note book. (5 time)

Hindi - अ से श्र तक लिखो व याद करो । (5 time)

Math's - Write and learn counting 1 to 100. (5 time)

Write Counting 101 to 200. (2 time)

G K - Learn Self introduction.

Learn Fruits name (Oral)

Learn Body parts name

Learn Action words

English, Hindi of 10 time

Do Holiday Home work in 3 in 1 notebook.

*Here is a holiday homework pocket
for your children*

Dear Parents

Please note:-

- *Spend some quality time with your kids.*
- *Take them to the places where they can explore and learn new things.*
- *Involve your child in household chores like laying the table, watering the plants, arranging their toys, cleaning of cupboards etc.*
- *Encourage your ward to cultivate the habit of reading, share the toys and things with siblings and friends, respect and help elders at home.*
- * Make them use magical words:*

SORRY, PLEASE, EXCUSE ME, THANK YOU

SURAJ
EDUCATION