



Homework Summer Vacation

CLASS – NURSERY

SURAJ
School
MAHENDERGARH

Admission No. _____ Class & Sec _____ Roll No. _____

Name _____ Father Name _____




Summer, summer, is almost here,
Time for fun, and swimming gear.
Trips to the beach, Are always such
fun, Along with baseball, and games
where we run. Summer, Summer, Is
almost here, I can hardly wait, let's
give a big CHEER!

- Holiday Homework has to be done under the parental guidance.
- It must be done in a very tidy and presentable manner.
- Originality of the work will be appreciated.
- Revise the work done in the month of April and May.
- Watch informative channels like Discovery kids, Animal Planet, YouTube Kids etc. to enhance your knowledge.
- Homework must be labelled properly with name, class and roll number of the child.
- To inculcate a habit, always converse in English with family and friends. Looking forward to see you soon!

HAPPY HOLIDAYS!

Sub-English

Slanting lines






Trace the Alphabets A



















Apple




Ant



Trace the letter

Color the picture



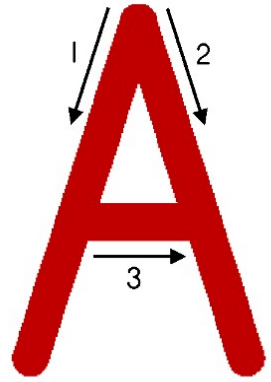
Apple



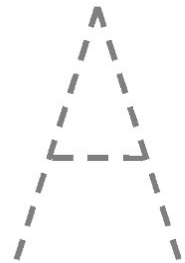








Ant



Alligator



Trace the letter



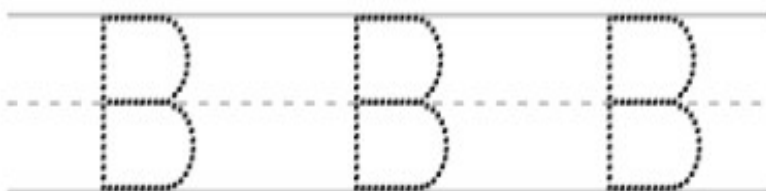
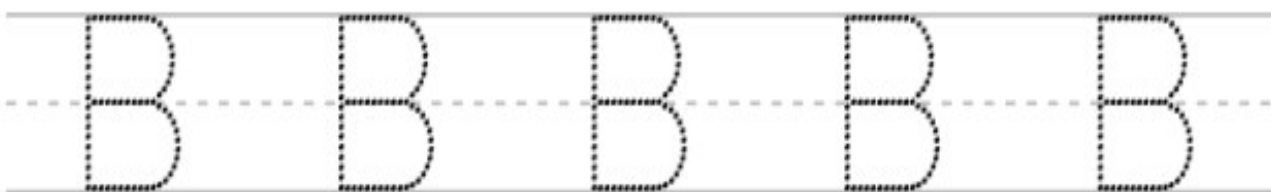
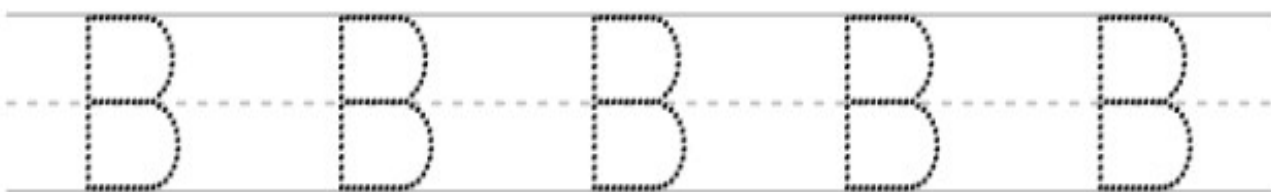
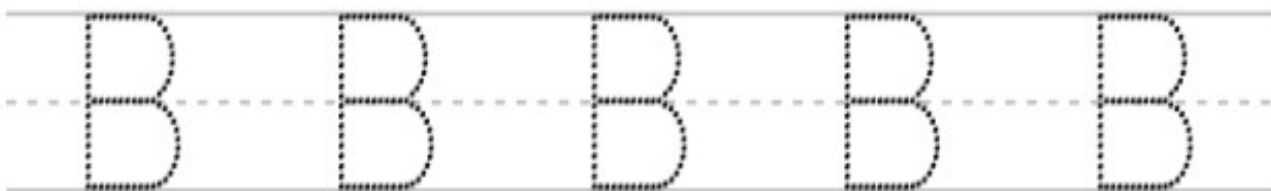
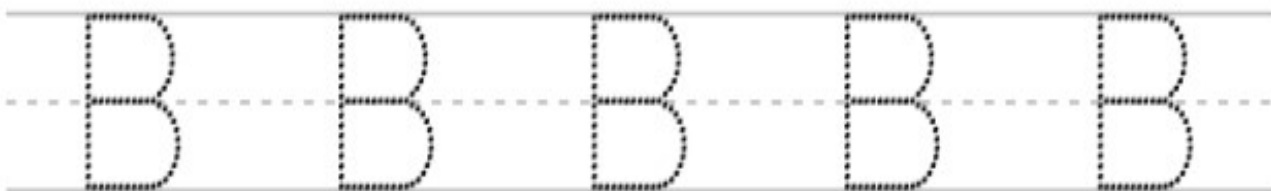
Trace the Alphabets B

B


B	B	B	B
B	B	B	B
B	B	B	B
B	B	B	B



Ball Butterfly



Trace the Alphabets C



Cat




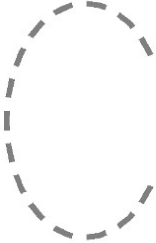
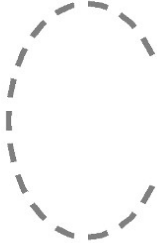
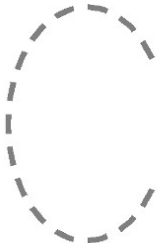
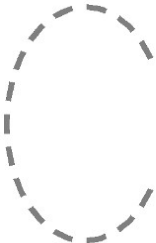
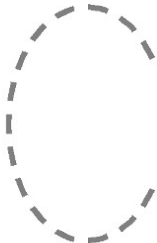
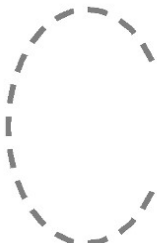
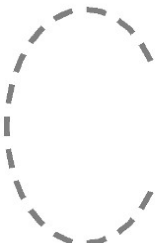
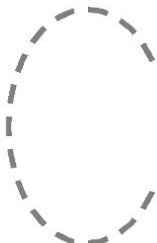
Car




Cake



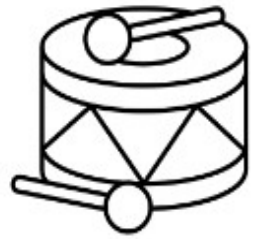
Trace the letter

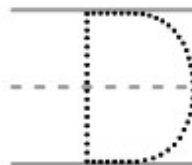
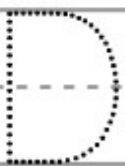



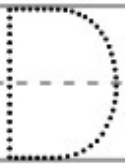

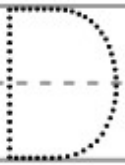

Trace the Alphabets D



Duck



Drum





My name is

Grade.....

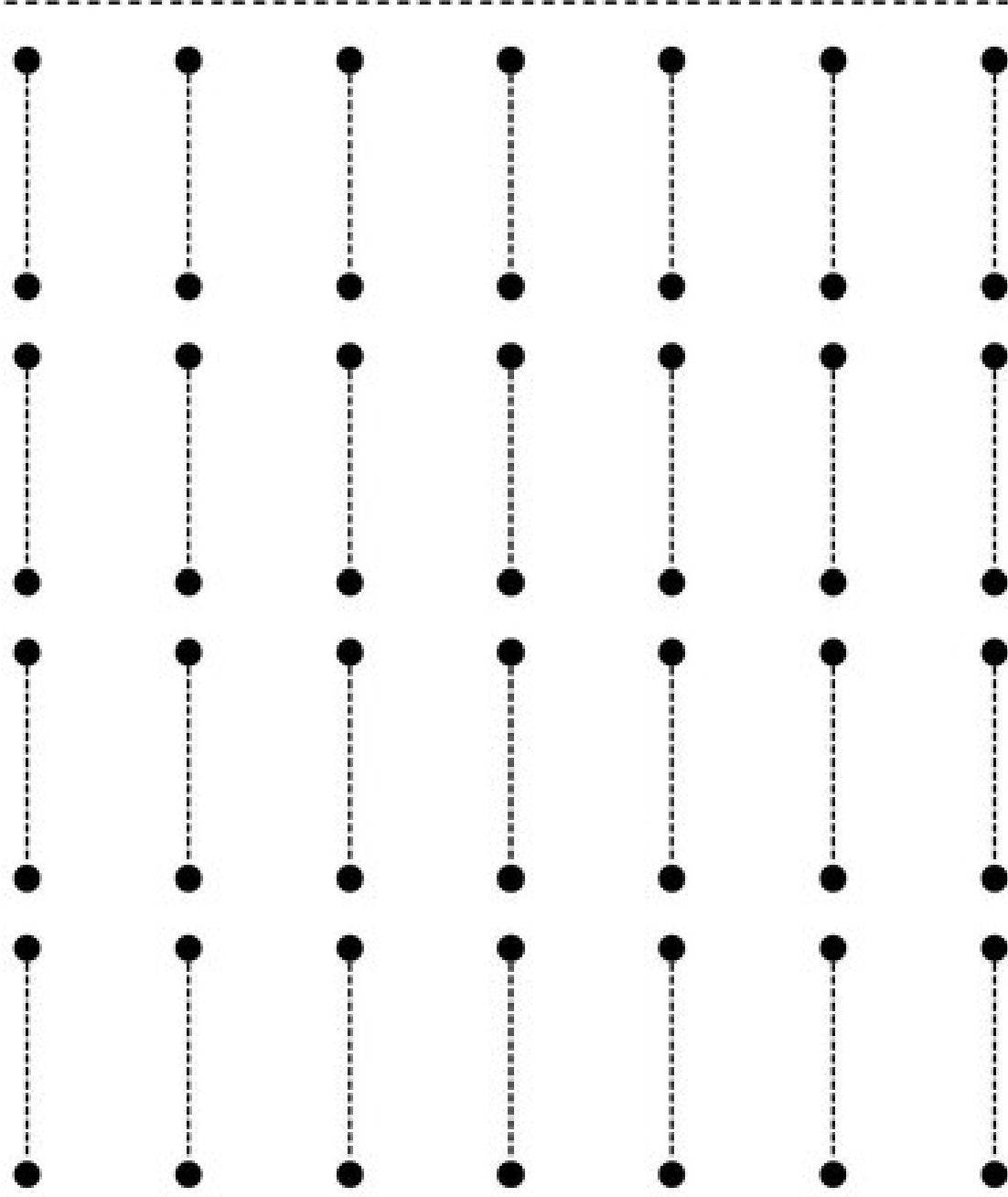
Subject-Maths

Trace Standing Lines

Trace the lines.



Line Tracing



Trace the number 1

1

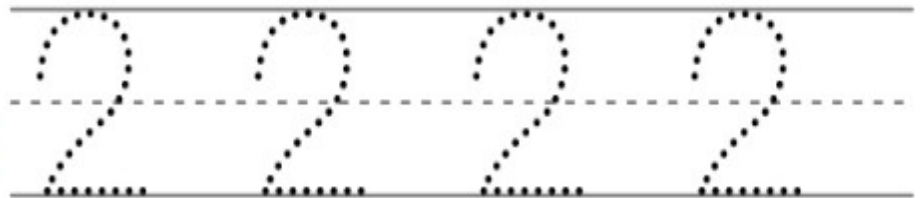
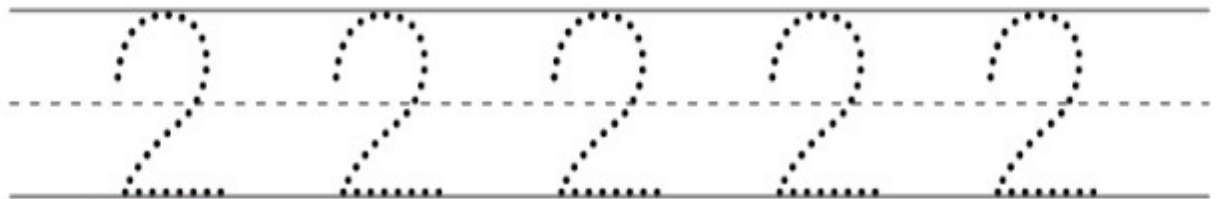
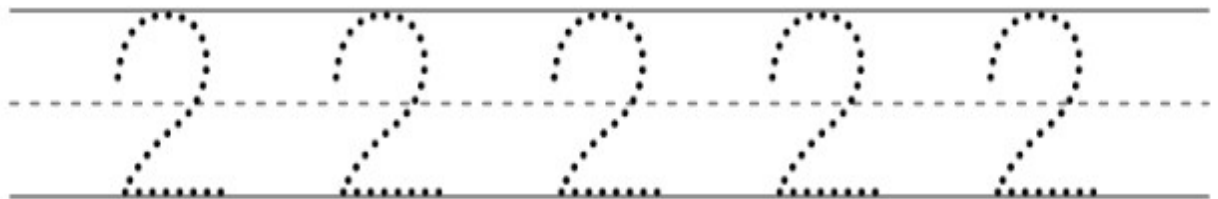
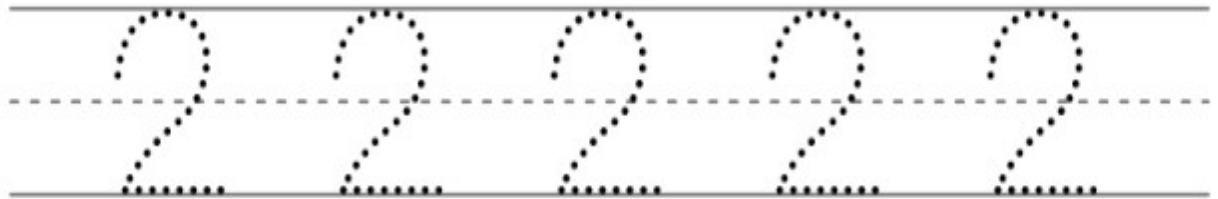
One






Trace the number 2

Name



Trace the number 3.

3
three



3

3

3

3

3

3

3

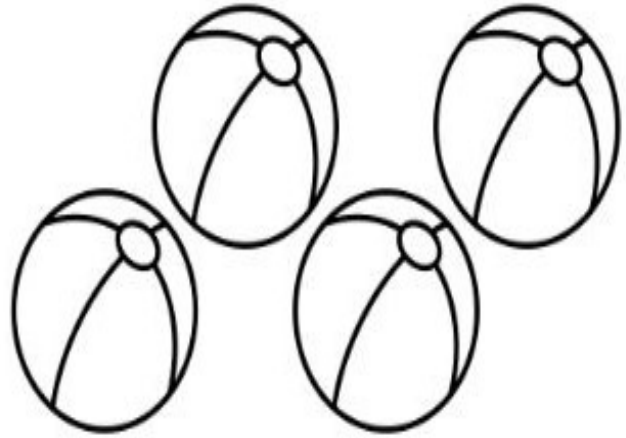
3

3

Trace the number 4

4

Four



4

4

4

4

4

4

4

4

4

4

4

4

4

4

4

4

4

4

4

4

4

4

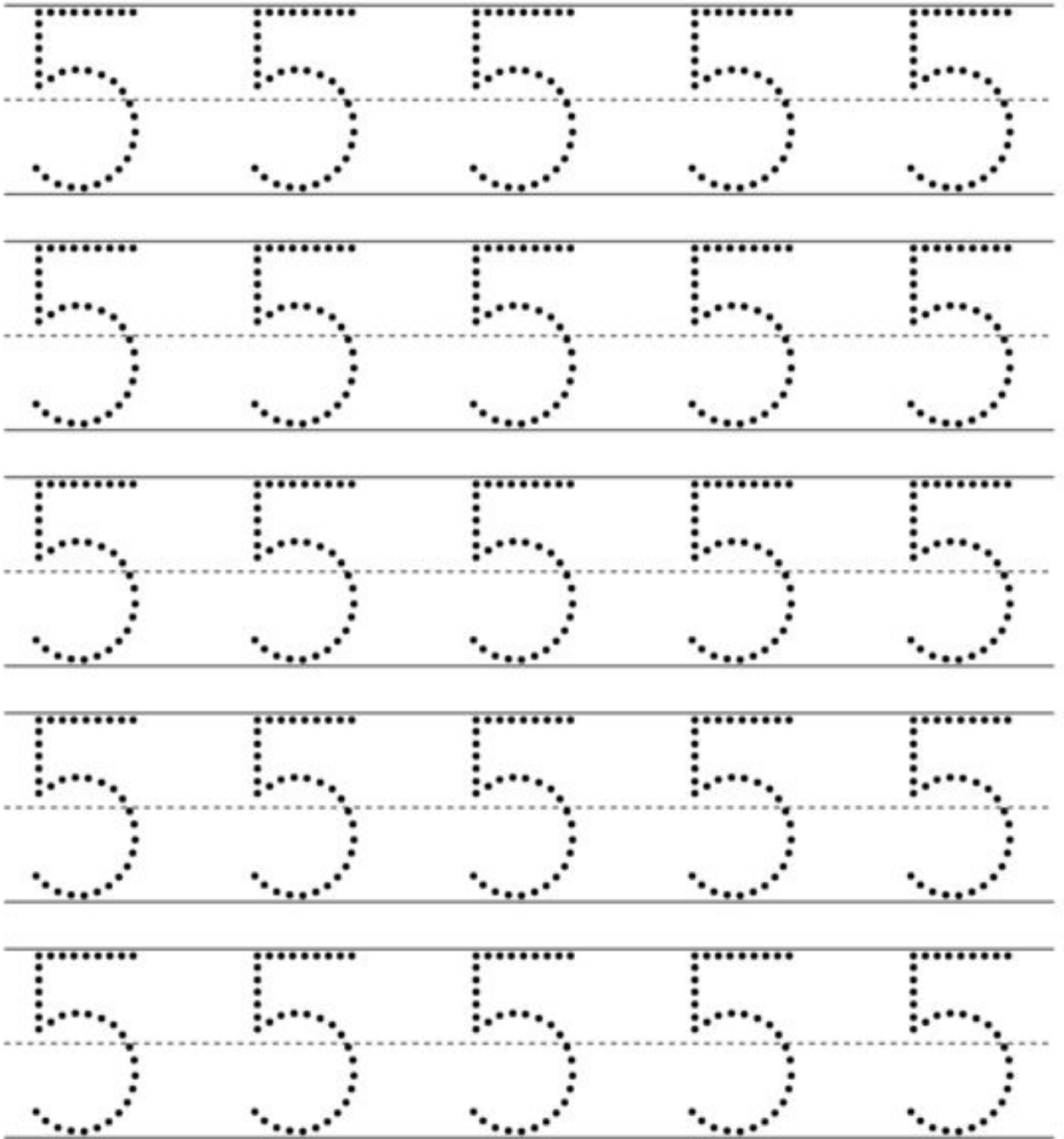
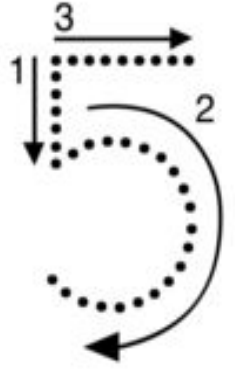
4

4

4

Trace the number 5

5



Match the following.

1

2

3

4

5

5





4

1

3

2

Count and Match



1


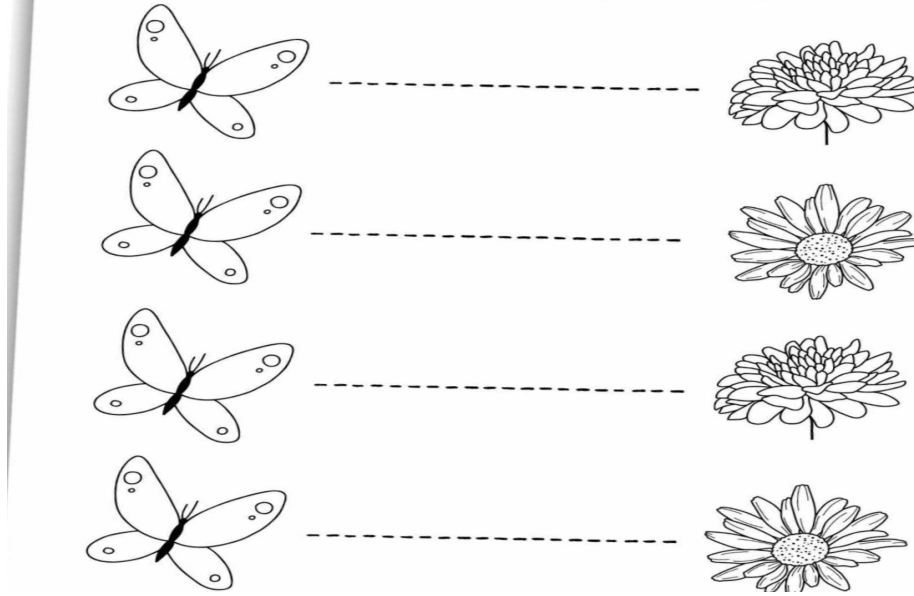
5

4





















2

विषय—हिन्दी


बिन्दू से बिन्दू मिलाकर रेखा खीचों ।



Tracing Pattern

				
				
				
				
•	•	•	•	•
•	•	•	•	•
•	•	•	•	•
•	•	•	•	•

अ – अनार की आकृति बनाओं

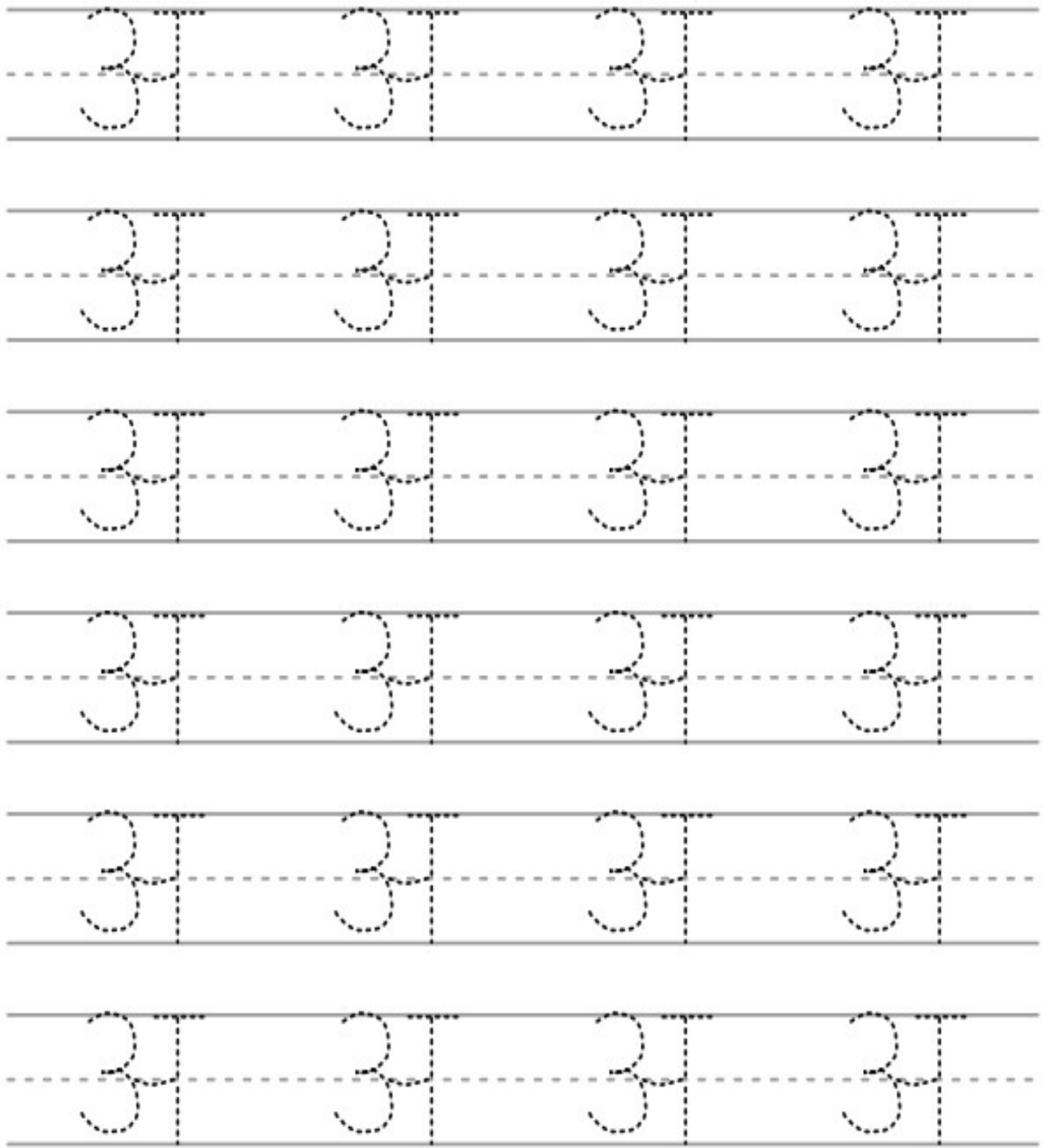


अनार

हिन्दी वर्णमाला



RUBY



आ -आम की आकृति बनाओं ।



आम

हिन्दी वर्णमाला



आ आ आ आ

आ आ आ आ

आ आ आ आ

आ आ आ आ

आ आ आ आ

आ आ आ आ

इ-इमली की आकृति बनाओं ।

15

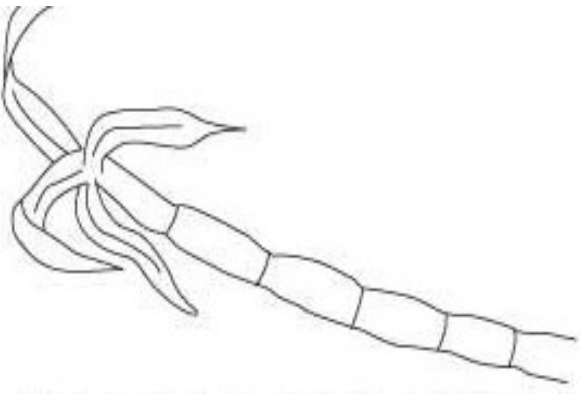



इमली




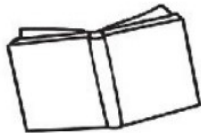
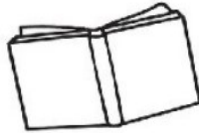
ई-ईख की आकृति बनाओं ।

ई	ई	ई	ई	ई	ई
ई	ई	ई	ई	ई	ई
ई	ई	ई	ई	ई	ई
ई	ई	ई	ई	ई	ई
ई	ई	ई	ई	ई	ई
ई	ई	ई	ई	ई	ई




ईख



Classroom thing matching



Circle the Biggest picture in each row



Colour the pictures



*Here is a holiday homework pocket
for your children*

Dear Parents

Please note:-

- *Spend some quality time with your kids.*
- *Take them to the places where they can explore and learn new things.*
- *Involve your child in household chores like laying the table, watering the plants, arranging their toys, cleaning of cupboards etc.*
- *Encourage your ward to cultivate the habit of reading, share the toys and things with siblings and friends, respect and help elders at home.*
- * Make them use magical words:*

SORRY, PLEASE, EXCUSE ME, THANK YOU

SURAJ
EDUCATION